





# PM Tool Comparison Chart



Feature/ Need				
User Experience	Highly visual, low learning curve	Robust but steeper learning curve	Flexible, modern UI	Familiar Excel-like interface
Reporting & Dashboards	Custom boards & dashboards	Advanced portfolio-level reporting	Dashboards require setup	Decent native reporting + plugins
Financials & PSA Use Case	Strong PSA support via Kolme	Built for enterprise PSA	Lacks financial depth	Add-ons or workarounds often needed
Resource Planning	Integrated with PSA package	Robust resource module	Manual heavy	Baseline functionality
Risk/RAID Tracking	Requires customization	Included, but underused	Manual or plugin-based	Limited natively
Integration Support	Wide marketplace + API	Native & middleware options	Extensive integrations	Integration-friendly
Recommended For	Mid-market services teams	Enterprise PMOs	Startup to mid-size teams	Teams bridging spreadsheets & PPM